

mini max




EAN 8055404790561
SKU AR-BI-250005

Telaio	Alluminio, piantone telescopico, pieghevole
Forcella anteriore	A molla, 60 mm
Pneumatici	20" x 4.0", all-road, camera d'aria
Parafanghi	In alluminio modello FAT, colore nero/nero
Freni	Disco meccanico, 160 / 160, Logan LB-DX2016
Sella e piantone	Sella CY-3915-E, schiuma altamente elastica, colore nero, canotto in alluminio, sospensione interna e attacco sella ribaltabile
Trasmissione	Guarnitura SXH 48T - 170mm , catena KMC, Z7, 120L
Cambio	1x7, Shimano G13, Tourney SL-TX50-7R, Tourney RD-TY300
Motore	Posteriore, 250 W, 36 V, 55 Nm, Sutto Bafang
Batteria	Esterna, 36 V, 10.4 Ah, 374 Wh, BMS, celle Lishen
Caricabatteria	Output DC 42 V 2.0 A (Max)
Tempo di ricarica	4-6 h
Autonomia*	Min/Max 30-70 Km
Luci	LED
Display	LCD 2", Cloud Drive mod. CDC1 con 5 livelli di assistenza
Cavalletto	Posteriore laterale, regolabile
Portapacchi	Carico max 25 kg
Peso massimo supportato	100 kg
Velocità massima	25 km/h
Peso e-bike	26 kg
Peso batteria	2.7 kg
Dimensioni prodotto aperto / chiuso	1700 * 1170 * 580 / 940 * 770 * 540 mm
Dimensioni packaging	1740 * 920 * 300 mm
Peso packaging	34.6 Kg
Caricabilità	Truck , EPAL 4



Motore Sutto Bafang, 250 W, 55 Nm



Batteria 36 V, 10.4 Ah, 375 Wh, BMS



Cambio Shimano Tourney 7-velocità



Sospensione anteriore

mini max




EAN 8055404790561
SKU AR-BI-250005

Frame	Aluminium, telescopic stem, foldable
Front fork	Coil, 60 mm
Tyres	20" x 4.0", all-road, inner tube
Fenders	FAT model, aluminium, black/black
Brakes	Mechanical disc, 160 / 160, Logan LB-DX2016
Saddle and seatpost	Saddle CY-3915-E, highly elastic foam, black, aluminium frame, internal suspension and flip-up saddle mount
Transmission	Crankset SXH 48T - 170mm, chain KMC, Z7, 120L
Gear	1x7, Shimano G13, Tourney SL-TX50-7R, Tourney RD-TY300
Motor	Rear, 250 W, 36 V, 55 Nm, Sutto Bafang
Battery	External, 36 V, 10.4 Ah, 374 Wh, BMS, Lishen cells
Charger	Output DC 42 V 2.0 A (Max)
Charge time	4-6 h
Range*	Min/Max 30-70 Km
Lights	LED
Display	LCD 2", Cloud Drive mod. CDC1 with 5 levels of pedal assist
Kickstand	Rear side, adjustable
Rear rack	Max load 25 kg
Max load	100 kg
Max speed	25 km/h
E-bike weight	26 kg
Battery weight	2.7 kg
Product dimensions: open / closed	1700 * 1170 * 580 / 940 * 770 * 540 mm
Pack size	1740 * 920 * 300 mm
Pack weight	34.6 Kg
Loadability	Truck, EPAL 4



250 W, 55 Nm Sutto Bafang motor



36 V, 10.4 Ah, 375 Wh battery, BMS



Shimano Tourney 7-speed derailleur



Front suspension

mini max




EAN 8055404790561
SKU AR-BI-250005

Châssis	Aluminium, pied télescopique, pliable
Fourche avant	À ressort, 60 mm
Pneus	20" x 4.0", all-road, avec chambre à air
Garde-boue	En aluminium, modèle FAT, couleur noir/noir
Système de freinage	Freins à disque mécaniques, 160 / 160, Logan LB-DX2016
Selle et tige de selle	Selle CY-3915-E, mousse hautement élastique, couleur noire, cadre en aluminium, suspension interne et fixation de selle rabattable
Transmission	Pédalier SXH 48T - 170mm, chaîne KMC, Z7, 120L
Dérailleur	1x7, Shimano G13, Tourney SL-TX50-7R, Tourney RD-TY300
Moteur	Arrière, 250 W, 36 V, 55 Nm, Sutto Bafang
Batterie	Externe, 36 V, 10.4 Ah, 374 Wh, BMS, cellules Lishen
Chargeur	Sortie DC 42 V 2.0 A (Max)
Temps de charge	4-6 h
Autonomie*	Min/Max 30-70 Km
Éclairage	LED
Écran	LCD 2", Cloud Drive mod. CDC1 avec 5 niveaux d'assistance
Béquille	Latéral arrière, réglable
Porte-bagages	Charge max. 25 kg
Charge maximale supportée	100 kg
Vitesse maximale	25 km/h
Poids du vélo électrique	26 kg
Poids de la batterie	2.7 kg
Dimensions du produit ouvert / plié	1700 * 1170 * 580 / 940 * 770 * 540 mm
Dimensions de l'emballage	1740 * 920 * 300 mm
Poids de l'emballage	34.6 Kg
Capacité de chargement	Truck, EPAL 4



Moteur Sutto Bafang, 250 W, 55 Nm



Batterie 36 V, 10.4 Ah, 375 Wh, BMS



Dérailleur Shimano Tourney 7 vitesses



Suspension avant