



**EAN** 8056121592438  
**SKU** LA-MO-260003




|                                   |                                                               |
|-----------------------------------|---------------------------------------------------------------|
| <b>Telaio</b>                     | Alluminio                                                     |
| <b>Sospensioni</b>                | Rigiro                                                        |
| <b>Pneumatici</b>                 | 10", camera d'aria                                            |
| <b>Freni</b>                      | Elettrico anteriore, a disco posteriore, due leve             |
| <b>Motore</b>                     | Brushless, 350 W, 15 Nm, KERS                                 |
| <b>Peak Power</b>                 | 700 W                                                         |
| <b>Pendenza massima</b>           | 15%                                                           |
| <b>Velocità</b>                   | 25 km/h                                                       |
| <b>Batteria</b>                   | Jetech 36 V, 7.8 Ah, 281 Wh, celle DCMEG, BMS smart           |
| <b>Caricabatterie</b>             | Output DC 42 V, 1.5 A (Max)                                   |
| <b>Tempo di ricarica</b>          | 4~5 h                                                         |
| <b>Autonomia*</b>                 | 35 km                                                         |
| <b>Luci</b>                       | LED anteriore e posteriore, indicatori di direzione integrati |
| <b>Display</b>                    | LED, 4 livelli di velocità, cruise mode                       |
| <b>Campanello</b>                 | Meccanico                                                     |
| <b>Bluetooth</b>                  | Platum e-mobility App                                         |
| <b>E-lock</b>                     | Modalità Lock via App                                         |
| <b>Impermeabilità</b>             | IPX5, elettronica IPX6                                        |
| <b>Carico massimo</b>             | 100 kg                                                        |
| <b>Peso</b>                       | 12.5 kg                                                       |
| <b>Dimensioni prodotto aperto</b> | 1050*485*1120 mm                                              |
| <b>Dimensioni prodotto chiuso</b> | 1050*480*530 mm                                               |
| <b>Dimensioni packaging</b>       | 1105*160*530 mm                                               |
| <b>Peso packaging</b>             | 14.5 kg                                                       |
| <b>Caricabilità 40 HQ</b>         | 720                                                           |
| <b>EPAL</b>                       | 15                                                            |



Motore Brushless 350 W, 15 Nm, KERS, Peak Power 700 W



Freno elettrico anteriore e a disco posteriore, con doppia leva freno



Pneumatici da 10" con camera d'aria



Display a LED integrato, cruise control



**EAN** 8056121592438  
**SKU** LA-MO-260003




|                              |                                                     |
|------------------------------|-----------------------------------------------------|
| <b>Frame</b>                 | Aluminium                                           |
| <b>Suspensions</b>           | Rigid                                               |
| <b>Tires</b>                 | 10", inner tube                                     |
| <b>Brakes</b>                | Front e-brake, rear disc, with two levers           |
| <b>Motor</b>                 | Brushless, 350 W, 15 Nm, KERS                       |
| <b>Peak Power</b>            | 700 W                                               |
| <b>Max slope</b>             | 15%                                                 |
| <b>Max speed</b>             | 25 km/h                                             |
| <b>Battery</b>               | Jetech 36 V, 7.8 Ah, 281 Wh, DCMEG cells, BMS smart |
| <b>Charger</b>               | Output DC 42 V, 1.5 A (Max)                         |
| <b>Charging time</b>         | 4~5 h                                               |
| <b>Range*</b>                | 35 km                                               |
| <b>Lights</b>                | LED front and rear, integrated turn lights          |
| <b>Display</b>               | LED, 4 speed, cruise mode                           |
| <b>Bell</b>                  | Mechanical                                          |
| <b>Bluetooth</b>             | Platum e-mobility App                               |
| <b>E-lock</b>                | Through the App                                     |
| <b>Water proofing</b>        | IPX5, electronics IPX6                              |
| <b>Max load</b>              | 100 kg                                              |
| <b>Weight</b>                | 12.5 kg                                             |
| <b>Open item dimension</b>   | 1050*485*1120 mm                                    |
| <b>Folded item dimension</b> | 1050*480*530 mm                                     |
| <b>Packaging dimension</b>   | 1105*160*530 mm                                     |
| <b>Packaging weight</b>      | 14.5 kg                                             |
| <b>Caricability 40 HQ</b>    | 720                                                 |
| <b>EPAL</b>                  | 15                                                  |



Brushless motor 350 W, 15 Nm, KERS,  
Peak Power 700 W



Front e-brake, rear disc,  
with two levers



10" inner tube tires for comfort



Integrated LED display with cruise  
control



EAN 8056121592438  
SKU LA-MO-260003




|                                     |                                                                      |
|-------------------------------------|----------------------------------------------------------------------|
| <b>Châssis</b>                      | Aluminium                                                            |
| <b>Suspensions</b>                  | Rigide                                                               |
| <b>Pneus</b>                        | 10", chambre à air                                                   |
| <b>Système de freinage</b>          | Frein électrique à l'avant, frein à disque à l'arrière, deux leviers |
| <b>Moteur</b>                       | Brushless, 350 W, 15 Nm, KERS                                        |
| <b>Puissance maximale</b>           | 700 W                                                                |
| <b>Angle de montée</b>              | 15%                                                                  |
| <b>Vitesse</b>                      | 25 km/h                                                              |
| <b>Batterie</b>                     | Jetech 36 V, 7.8 Ah, 281 Wh, cellules DCMEG, BMS intelligent         |
| <b>Chargeur</b>                     | Sortie DC42 V, 1.5 A (Max)                                           |
| <b>Temps de recharge</b>            | 4-5 h                                                                |
| <b>Autonomie théorique*</b>         | 35 km                                                                |
| <b>Lumières</b>                     | Phares LED à l'avant et à l'arrière, clignotants intégrés            |
| <b>Écran</b>                        | LED, affichage des vitesses (4), régulateur de vitesse               |
| <b>Connectivité</b>                 | Application Platium e-mobility                                       |
| <b>E-lock</b>                       | Verrouillage par l'application                                       |
| <b>Indice de protection</b>         | IPX6 (composants électroniques)                                      |
| <b>Charge maximale</b>              | 100 kg                                                               |
| <b>Poids net du produit</b>         | 12.5 kg                                                              |
| <b>Dimensions produit déplié</b>    | 1050*485*1120 mm                                                     |
| <b>Dimensions produit plié</b>      | 1050*480*530 mm                                                      |
| <b>Dimensions de l'emballage</b>    | 1105*160*530 mm                                                      |
| <b>Poids de l'emballage</b>         | 14.5 kg                                                              |
| <b>Capacité de chargement 40 HQ</b> | 720                                                                  |
| <b>EPAL</b>                         | 15                                                                   |



Moteur Brushless, 15 Nm, KERS,  
Puissance maximale 700 W



Frein électrique à l'avant et frein à disque à l'arrière, deux leviers de frein



Pneus 10", chambre à air



Écran LED intégré, régulateur de vitesse