


## LANDER

Disponibile anche:  
Nero-Blu



EAN 8055404799243  
SKU SC-BI-260001

<b>Telaio</b>	Alluminio, pieghevole
<b>Forcella anteriore</b>	A molla, 60 mm
<b>Pneumatici</b>	20" x 4.0", all-road, camera d'aria
<b>Parafanghi</b>	In polimero ad alta densità
<b>Freni</b>	Disco idraulico , 180 / 180, Logan HD-E480
<b>Sella e piantone</b>	Sella Comfort, impermeabile, nero, KS 7045T, canotto in alluminio, Ø 33.9*300 mm
<b>Trasmissione</b>	Guarnitura LD D4842 48T PAS, catena JB M50 122L, sensore PAS a 24 magneti
<b>Cambio</b>	14-28T, Shimano G13Tourney SL-TX50-7R, Tourney RD-TY300-7R
<b>Motore</b>	Posteriore, 250 W, 48 V, 70 Nm, Sutto Bafang
<b>Batteria</b>	Integrata, 48V, 10.4 Ah, 500 Wh, smart-UART BMS, K-Tech/Greenway DZ-NZ0501302, celle LG M52-4970 mAh
<b>Caricabatteria</b>	Output DC 54.6 V 2 A, JL-F-Z3105AG
<b>Tempo di ricarica</b>	5 h
<b>Autonomia*</b>	Min/Max 50 - 100 km
<b>Luci</b>	LED con funzione di stop
<b>Display</b>	LCD 2", Cloud Drive mod. CDC1L-B con 5 livelli di assistenza
<b>Cavalletto</b>	Centrale regolabile in alluminio
<b>Portapacchi</b>	Carico max 25 kg
<b>Peso massimo supportato</b>	125 kg
<b>Velocità massima</b>	25 km/h
<b>Peso e-bike</b>	28.6 kg
<b>Peso batteria</b>	2.6 kg
<b>Dimensioni prodotto aperto / chiuso</b>	1710*1340*630 / 1020*530*820 mm
<b>Dimensioni packaging</b>	1400*650*290 mm
<b>Peso packaging</b>	32 kg
<b>Caricabilità</b>	Truck 300, EPAL 4



Motore Sutto Bafang, 250 W, 48 V, 70 Nm



Batteria Greenway 48 V, 10.4 Ah, 500 Wh, smart BMS, celle LG



Luci frontale e posteriori integrate



Freni a disco idraulici con cut off

\* Il valore dell'autonomia può variare in funzione di: condizioni del fondo stradale, andamento altimetrico del percorso, condizioni ambientali (temperatura e vento), peso del conducente, velocità media, stato della batteria e pressione di gonfiaggio dei pneumatici.


## LANDER

Available also in:  
Black-Blue



EAN 8055404799243  
SKU SC-BI-260001

<b>Frame</b>	Aluminum, foldable
<b>Front fork</b>	Coil, 60 mm
<b>Tyres</b>	20" x 4.0", all-road, inner tube
<b>Fenders</b>	High-density polymer
<b>Brakes</b>	Hydraulic disc, 180 / 180, Logan HD-E480
<b>Saddle and seatpost</b>	Comfort saddle, waterproof, black, KS 7045T, aluminum seatpost, Ø 33.9*300 mm
<b>Transmission</b>	Crankset: LD D4842 48T PAS, chain: JB M50 122L, 24-magnets PAS sensor
<b>Gear</b>	14-28T, Shimano G13Tourney SL-TX50-7R, Tourney RD-TY300-7R
<b>Motor</b>	Rear, 250 W, 48 V, 70 Nm, Sutto Bafang
<b>Battery</b>	Integrated, 48V, 10.4 Ah, 500 Wh, smart-UART BMS, K-Tech/Greenway DZ-NZ0501302, M52-4970 mAh LG cells
<b>Charger</b>	Output DC 54.6 V 2 A, JL-F-Z3105AG
<b>Charge time</b>	5 h
<b>Range*</b>	Min/Max 50 - 100 km
<b>Lights</b>	LED, rear light with brake function
<b>Display</b>	LCD 2", Cloud Drive mod. CDC1L-B, 5 levels of pedal assist
<b>Kickstand</b>	Adjustable central, aluminum
<b>Rear rack</b>	Max load 25 kg
<b>Max load</b>	125 kg
<b>Max speed</b>	25 km/h
<b>E-bike weight</b>	28.6 kg
<b>Battery weight</b>	2.6 kg
<b>Product dimensions: open / closed</b>	1710*1340*630 / 1020*530*820 mm
<b>Pack size</b>	1400*650*290 mm
<b>Pack weight</b>	32 kg
<b>Loadability</b>	Truck 300, EPAL 4



250 W, 48 V, 70 Nm Sutto Bafang motor



48 V, 10.4 Ah, 500 Wh Greenway battery, smart BMS, LG cells



Integrated front and rear lights



Hydraulic disc brakes with cut-off

\* The range may vary depending on road surface conditions, route elevation profile, environmental factors (temperature and wind), rider weight, average speed, battery condition, and tyre pressure.


## LANDER

Disponible également :  
Noir-Bleu



EAN 8055404799243  
SKU SC-BI-260001

<b>Châssis</b>	Aluminium, pliable
<b>Fourche avant</b>	À ressort, 60 mm
<b>Pneus</b>	20" x 4.0", all-road, avec chambre à air
<b>Garde-boue</b>	En polymère haute densité
<b>Système de freinage</b>	Freins à disque hydrauliques, 180 / 180 mm, Logan HD-E480
<b>Selle et tige de selle</b>	Selle Comfort, imperméable, noire, KS 7045T, tige de selle en aluminium, Ø 33.9*300 mm
<b>Transmission</b>	Pédalier LD D4842 48T PAS, chaîne JB M50 122L, capteur PAS à 24 aimants
<b>Dérailleur</b>	14-28T, Shimano G13Tourney SL-TX50-7R, Tourney RD-TY300-7R
<b>Moteur</b>	Arrière, 250 W, 48 V, 70 Nm, Sutto Bafang
<b>Batterie</b>	Intégrée, 48 V 10.4 Ah, 500 Wh, smart-UART BMS, K-Tech/Greenway DZ-NZ0501302, cellules LG M52-4970 mAh
<b>Chargeur</b>	Sortie DC 54.6 V 2 A, JL-F-Z3105AG
<b>Temps de charge</b>	5 h
<b>Autonomie*</b>	Min/Max 50 - 100 km
<b>Éclairage</b>	LED avec fonction feu stop
<b>Écran</b>	LCD 2", Cloud Drive mod. CDC1L-B avec 5 niveaux d'assistance
<b>Béquille</b>	Centrale réglable en aluminium
<b>Porte-bagages</b>	Charge max. 25 kg
<b>Charge maximale supportée</b>	125 kg
<b>Vitesse maximale</b>	25 km/h
<b>Poids du vélo électrique</b>	28.6 kg
<b>Poids de la batterie</b>	2.6 kg
<b>Dimensions du produit ouvert / plié</b>	1710*1340*630 / 1020*530*820 mm
<b>Dimensions de l'emballage</b>	1400*650*290 mm
<b>Poids de l'emballage</b>	32 kg
<b>Capacité de chargement</b>	Truck 300, EPAL 4



Moteur Sutto Bafang, 250 W, 48 V, 70 Nm



Batterie Greenway 48 V, 10.4 Ah, 500 Wh, BMS intelligent, cellules LG



Feux avant et arrière connectés



Freins à disque hydrauliques avec coupure moteur

\* La valeur de l'autonomie peut varier en fonction des conditions de la chaussée, du profil altimétrique du parcours, des conditions environnementales (température et vent), du poids du conducteur, de la vitesse moyenne, de l'état de la batterie et de la pression de gonflage des pneus.